


Pharmacy Council of India New Delhi

Rules & Syllabus for the Bachelor of Pharmacy (B. Pharm) Course

[Framed under Regulation 6, 7 & 8 of the Bachelor
of Pharmacy (B. Pharm) course regulations 2014]



CHAPTER- I: REGULATIONS

1. Short Title and Commencement

These regulations shall be called as “The Revised Regulations for the B. Pharm. Degree Program (CBCS) of the Pharmacy Council of India, New Delhi”. They shall come into effect from the Academic Year 2016-17. The regulations framed are subject to modifications from time to time by Pharmacy Council of India.

2. Minimum qualification for admission

First year B. Pharm:

2.1 Candidate shall have passed 10+2 examination conducted by the respective state/central government authorities recognized as equivalent to 10+2 examination by the Association of Indian Universities (AIU) with English as one of the subjects and Physics, Chemistry, Mathematics (P.C.M) and or Biology (P.C.B / P.C.M.B.) as optional subjects individually. Any other qualification approved by the Pharmacy Council of India as equivalent to any of the above examinations.

2.2. B. Pharm lateral entry (to third semester):

A pass in D. Pharm. course from an institution approved by the Pharmacy Council of India under section 12 of the Pharmacy Act.

3. Duration of the program

The course of study for B.Pharm shall extend over a period of eight semesters (four academic years) and six semesters (three academic years) for lateral entry students. The curricula and syllabi for the program shall be prescribed from time to time by Pharmacy Council of India, New Delhi.

4. Medium of instruction and examinations

Medium of instruction and examination shall be in English.

5. Working days in each semester

Each semester shall consist of not less than 100 working days. The odd semesters shall be conducted from the month of June/July to November/December and the even semesters shall be conducted from December/January to May/June in every calendar year.

6. Attendance and progress

A candidate is required to put in at least 80% attendance in individual courses considering theory and practical separately. The candidate shall complete the prescribed course satisfactorily to be eligible to appear for the respective examinations.

7. Program/Course credit structure

As per the philosophy of Credit Based Semester System, certain quantum of academic work viz. theory classes, tutorial hours, practical classes, etc. are measured in terms of credits. On satisfactory completion of the courses, a candidate earns credits. The amount of credit associated with a course is dependent upon the number of hours of instruction per week in that course. Similarly, the credit associated with any of the other academic, co/extra-curricular activities

is dependent upon the quantum of work expected to be put in for each of these activities per week.

Credit assignment

Theory and Laboratory courses

Courses are broadly classified as Theory and Practical. Theory courses consist of lecture (L) and /or tutorial (T) hours, and Practical (P) courses consist of hours spent in the laboratory. Credits (C) for a course is dependent on the number of hours of instruction per week in that course, and is obtained by using a multiplier of one (1) for lecture and tutorial hours, and a multiplier of half (1/2) for practical (laboratory) hours. Thus, for example, a theory course having three lectures and one tutorial per week throughout the semester carries a credit of 4. Similarly, a practical having four laboratory hours per week throughout semester carries a credit of 2.

Minimum credit requirements

The minimum credit points required for award of a B. Pharm. degree is 208. These credits are divided into Theory courses, Tutorials, Practical, Practice School and Project over the duration of eight semesters. The credits are distributed semester-wise as shown in Table IX. Courses generally progress in sequences, building competencies and their positioning indicates certain academic maturity on the part of the learners. Learners are expected to follow the semester-wise schedule of courses given in the syllabus.

The lateral entry students shall get 52 credit points transferred from their D. Pharm program. Such students shall take up additional remedial courses of 'Communication Skills' (Theory and Practical) and 'Computer Applications in Pharmacy' (Theory and Practical) equivalent to 3 and 4 credit points respectively, a total of 7 credit points to attain 59 credit points, the maximum of I and II semesters.

8. Academic work

A regular record of attendance both in Theory and Practical shall be maintained by the teaching staff of respective courses.

9. Course of study

The course of study for B. Pharm shall include Semester Wise Theory & Practical as given in Table – I to VIII. The number of hours to be devoted to each theory, tutorial and practical course in any semester shall not be less than that shown in Table – I to VIII.

Table-I: Course of study for semester VII

Course code	Name of the course	No. of hours	Tutorial	Credit points
BP701T	Instrumental Methods of Analysis – Theory	3	1	4
BP702T	Industrial Pharmacy II – Theory	3	1	4
BP703T	Pharmacy Practice – Theory	3	1	4
BP704T	Novel Drug Delivery System – Theory	3	1	4
BP705P	Instrumental Methods of Analysis – Practical	4	-	2
BP706PS	Practice School*	12	-	6
Total		28	5	24

* Non University Examination (NUE)

Semester VII

Course code	Name of the course	Internal Assessment				End Semester Exams		Total Marks
		Continu-ous Mode	Sessional Exams		Total	Marks	Duration	
			Marks	Duratio-n				
BP701T	Instrumental Methods of Analysis – Theory	10	15	1 Hr	25	75	3 Hrs	100
BP702T	Industrial Pharmacy – Theory	10	15	1 Hr	25	75	3 Hrs	100
BP703T	Pharmacy Practice – Theory	10	15	1 Hr	25	75	3 Hrs	100
BP704T	Novel Drug Delivery System – Theory	10	15	1 Hr	25	75	3 Hrs	100
BP705 P	Instrumental Methods of Analysis – Practical	5	10	4 Hrs	15	35	4 Hrs	50
BP706 PS	Practice School*	25	-	-	25	125	5 Hrs	150
Total		70	70	8Hrs	140	460	21 Hrs	600

*The subject experts at college level shall conduct examinations

Table-III: Scheme for awarding internal assessment: Continuous mode

Theory		
Criteria	Maximum Marks	
Attendance (Refer Table – IV)	4	2
Academic activities (Average of any 3 activities e.g. quiz, assignment, open book test, field work, group discussion and seminar)	3	1.5
Student – Teacher interaction	3	1.5
Total	10	5
Practical		
Attendance (Refer Table – IV)	2	
Based on Practical Records, Regular viva voce, etc.	3	
Total	5	

Table-IV: Guidelines for the allotment of marks for attendance

Percentage of Attendance	Theory	Practical
95 – 100	4	2
90 – 94	3	1.5
85 – 89	2	1
80 – 84	1	0.5
Less than 80	0	0

11.2.1. Sessional Exams

Two Sessional exams shall be conducted for each theory / practical course as per the schedule fixed by the college(s). The scheme of question paper for theory and practical Sessional examinations is given below. The average marks of two Sessional exams shall be computed for internal assessment as per the requirements given in tables –

Sessional exam shall be conducted for 30 marks for theory and shall be computed for 15 marks. Similarly Sessional exam for practical shall be conducted for 40 marks and shall be computed for 10 marks.

Question paper pattern for theory Sessional examinations For

subjects having University examination

I. Multiple Choice Questions (MCQs)OR	=	10 x 1 = 10
		O
		R
Objective Type Questions (5 x 2) (Answer all the questions)	=	05 x 2 = 10
I. Long Answers (Answer 1 out of 2)	=	1 x 10 = 10
II. Short Answers (Answer 2 out of 3)	=	2 x 5 = 10

Total	=	30 marks

For subjects having Non University Examination

I. Long Answers (Answer 1 out of 2)	=	1 x 10 = 10
II. Short Answers (Answer 4 out of 6)	=	4 x 5 = 20

Total = 30 marks

Question paper pattern for practical sessional examinations

I. Synopsis	=	10
II. Experiments	=	25
III. Viva voce	=	05

Total = 40 marks

1. Promotion and award of grades

A student shall be declared PASS and eligible for getting grade in a course of B.Pharm. program if he/she secures at least 50% marks in that particular course including internal assessment. For example, to be declared as PASS and to get grade, the student has to secure a minimum of 50 marks for the total of 100 including continuous mode of assessment and end semester theory examination and has to secure a minimum of 25 marks for the total 50 including internal assessment and end semester practical examination.

2. Carry forward of marks

In case a student fails to secure the minimum 50% in any Theory or Practical course as specified in 12, then he/she shall reappear for the end semester examination of that course. However his/her marks of the Internal Assessment shall be carried over and he/she shall be entitled for grade obtained by him/her on passing.

3. Improvement of internal assessment

A student shall have the opportunity to improve his/her performance only once in the Sessional exam component of the internal assessment. The re-conduct of the Sessional exam shall be completed before the commencement of next end semester theory examinations.

4. Re-examination of end semester examinations

Reexamination of end semester examination shall be conducted as per the schedule given in table v. The exact dates of examinations shall be notified from time to time.

Table-V Tentative schedule of end semester examinations

Semester	For Regular Candidates	For Failed Candidates
I, III, V and VII	November / December	May / June
II, IV, VI and VIII	May / June	November / December

Question paper pattern for end semester theory

examinations For 75 marks paper

I. Multiple Choice Questions(MCQs)	=	20 x 1	=	20
OR				OR
Objective Type Questions (10 x 2)	=	10 x 2	=	20
(Answer all the questions)				
II. Long Answers (Answer 2 out of 3)	=	2 x 10	=	20
III. Short Answers (Answer 7 out of 9)	=	7 x 5	=	35

Total	=			75 marks

For 50 marks paper

I. Long Answers (Answer 2 out of 3)	=	2 x 10	=	20
II. Short Answers (Answer 6 out of 8)	=	6 x 5	=	30

Total	=			50 marks

For 35 marks paper

I. Long Answers (Answer 1 out of 2)	=	1 x 10	=	10
II. Short Answers (Answer 5 out of 7)	=	5 x 5	=	25

Total	=			35 marks

Question paper pattern for end semester practical examinations

I. Synopsis	=	5
II. Experiments	=	25
III. Viva voce	=	5

Total	=	35 marks

10. Academic Progression:

No student shall be admitted to any examination unless he/she fulfills the norms given in 6. Academic progression rules are applicable as follows:

A student shall be eligible to carry forward all the courses of I, II and III semesters till the IV semester examinations. However, he/she shall not be eligible to attend the courses of V semester until all the courses of I and II semesters are successfully completed.

A student shall be eligible to carry forward all the courses of III, IV and V semesters till the VI semester examinations. However, he/she shall not be eligible to attend the courses of VII semester until all the courses of I, II, III and IV semesters are successfully completed.

A student shall be eligible to carry forward all the courses of V, VI and VII semesters till the VIII semester examinations. However, he/she shall not be eligible to get the course completion certificate until all the courses of I, II, III, IV, V and VI semesters are successfully completed.

A student shall be eligible to get his/her CGPA upon successful completion of the courses of I to VIII semesters within the stipulated time period as per the norms specified in 26.

A lateral entry student shall be eligible to carry forward all the courses of III, IV and V semesters till the VI semester examinations. However, he/she shall not be eligible to attend the courses of VII semester until all the courses of III and IV semesters are successfully completed.

A lateral entry student shall be eligible to carry forward all the courses of V, VI and VII semesters till the VIII semester examinations. However, he/she shall not be eligible to get the course completion certificate until all the courses of III, IV, V and VI semesters are successfully completed.

A lateral entry student shall be eligible to get his/her CGPA upon successful completion of the courses of III to VIII semesters within the stipulated time period as per the norms specified in 26.

Any student who has given more than 4 chances for successful completion of I / III semester courses and more than 3 chances for successful completion of II / IV semester courses shall be permitted to attend V / VII semester classes ONLY during the subsequent academic year as the case may be. In simpler terms there shall NOT be any ODD BATCH for any semester.

Note: Grade AB should be considered as failed and treated as one head for deciding academic progression. Such rules are also applicable for those students who fail to register for examination(s) of any course in any semester.

17. Grading of performances

Letter grades and grade points allocations:

Based on the performances, each student shall be awarded a final letter grade at the end of the semester for each course. The letter grades and their corresponding grade points are given in Table –

Table – VI: Letter grades and grade points equivalent to Percentage of marks and performances

Percentage of Marks Obtained	Letter Grade	Grade Point	Performance
90.00 – 100	O	10	Outstanding
80.00 – 89.99	A	9	Excellent
70.00 – 79.99	B	8	Good
60.00 – 69.99	C	7	Fair
50.00 – 59.99	D	6	Average
Less than 50	F	0	Fail
Absent	AB	0	Fail

A learner who remains absent for any end semester examination shall be assigned a letter grade of A Band a corresponding grade point of zero. He/she should reappear for the said evaluation/examination in due course.

18. The Semester grade point average (SGPA)

The performance of a student in a semester is indicated by a number called 'Semester Grade Point Average' (SGPA). The SGPA is the weighted average of the grade points obtained in all the courses by the student during the semester. For example, if a student takes five courses(Theory/Practical) in a semester with credits C₁, C₂, C₃, C₄ and C₅ and the student's grade points in these courses are G₁, G₂, G₃, G₄ and G₅, respectively, and then students' SGPA is equal to:

$$SGPA = \frac{C_1G_1 + C_2G_2 + C_3G_3 + C_4G_4 + C_5G_5}{C_1 + C_2 + C_3 + C_4 + C_5}$$

The SGPA is calculated to two decimal points. It should be noted that, the SGPA for any semester shall take into consideration the F and ABS grade awarded in that semester. For example if a learner has a F or ABS grade in course 4, the SGPA shall then be computed as:

$$SGPA = \frac{C_1G_1 + C_2G_2 + C_3G_3 + C_4 * ZERO + C_5G_5}{C_1 + C_2 + C_3 + C_4 + C_5}$$

17. Cumulative Grade Point Average (CGPA)

The CGPA is calculated with the SGPA of all the VIII semesters to two decimal points and is indicated in final grade report card/final transcript showing the grades of all VIII semesters and their courses. The CGPA shall reflect the failed status in case of F grade(s), till the course(s) is/are passed. When the course(s) is/are passed by obtaining a pass grade on subsequent examination(s) the CGPA shall only reflect the new grade and not the fail grades earned earlier. The CGPA is calculated as:

$$\text{CGPA} = \frac{C_1S_1 + C_2S_2 + C_3S_3 + C_4S_4 + C_5S_5 + C_6S_6 + C_7S_7 + C_8S_8}{C_1 + C_2 + C_3 + C_4 + C_5 + C_6 + C_7 + C_8}$$

where C_1, C_2, C_3, \dots is the total number of credits for semester I, II, III, \dots and S_1, S_2, S_3, \dots is the SGPA of semester I, II, III, \dots .

19. Declaration of class

The class shall be awarded on the basis of CGPA as follows: First

Class with Distinction	= CGPA of 7.50 and above
First Class	= CGPA of 6.00 to 7.49
Second Class	= CGPA of 5.00 to 5.99

20. Project work

All the students shall undertake a project under the supervision of a teacher and submit a report.

The area of the project shall directly relate any one of the elective subject opted by the student in semester VIII. The project shall be carried out in group not exceeding 5 in number. The project report shall be submitted in triplicate (typed & bound copy not less than 25 pages).

The internal and external examiner appointed by the University shall evaluate the project at the time of the Practical examinations of other semester(s). Students shall be evaluated in groups for four hours (i.e., about half an hour for a group of five students). The projects shall be evaluated as per the criteria given below.

Evaluation of Dissertation Book:

Objective(s) of the work done	15 Marks
Methodology adopted	20 Marks
Results and Discussions	20 Marks
Conclusions and Outcomes	20 Marks

Total 75 Marks

Evaluation of Presentation:

Presentation of work	25 Marks
Communication skills	20 Marks
Question and answer skills	30 Marks

Total 75 Marks

Explanation: The 75 marks assigned to the dissertation book shall be same for all the students in a group. However, the 75 marks assigned for presentation shall be awarded based on the performance of individual students in the given criteria.

21. Industrial training (Desirable)

Every candidate shall be required to work for at least 150 hours spread over four weeks in a Pharmaceutical Industry/Hospital. It includes Production unit, Quality Control department, Quality Assurance department, Analytical laboratory, Chemical manufacturing unit, Pharmaceutical R&D, Hospital (Clinical Pharmacy), Clinical Research Organization, Community Pharmacy, etc. After the Semester – VI and before the commencement of Semester – VII, and shall submit satisfactory report of such work and certificate duly signed by the authority of training organization to the head of the institute.

22. Practice School

In the VII semester, every candidate shall undergo practice school for a period of 150 hours evenly distributed throughout the semester. The student shall opt any one of the domains for practice school declared by the program committee from time to time.

At the end of the practice school, every student shall submit a printed report (in triplicate) on the practice school he/she attended (not more than 25 pages). Along with the exams of semester VII, the report submitted by the student, knowledge and skills acquired by the student through practice school shall be evaluated by the subject experts at college level and grade point shall be awarded.

23. Award of Ranks

Ranks and Medals shall be awarded on the basis of final CGPA. However, candidates who fail in one or more courses during the B.Pharm program shall not be eligible for award of ranks. Moreover, the candidates should have completed the B. Pharm program in minimum prescribed number of years, (four years) for the award of Ranks.

24. Award of degree

Candidates who fulfill the requirements mentioned above shall be eligible for award of degree during the ensuing convocation.

25. Duration for completion of the program of study

The duration for the completion of the program shall be fixed as double the actual duration of the program and the students have to pass within the said period, otherwise they have to get fresh Registration.

26. Re-admission after break of study

Candidate who seeks re-admission to the program after break of study has to get the approval from the university by paying a condonation fee.

No condonation is allowed for the candidate who has more than 2 years of break upper period and he/she has to rejoin the program by paying the required fees.

SEMESTER VII

BP701T. INSTRUMENTAL METHODS OF ANALYSIS (Theory)

45 Hours

Scope: This subject deals with the application of instrumental methods in qualitative and quantitative analysis of drugs. This subject is designed to impart a fundamental knowledge on the principles and instrumentation of spectroscopic and chromatographic technique. This also emphasizes on theoretical and practical knowledge on modern analytical instruments that are used for drug testing.

Objectives: Upon completion of the course the student shall be able to

1. Understand the interaction of matter with electromagnetic radiations and its applications in drug analysis
2. Understand the chromatographic separation and analysis of drugs.
3. Perform quantitative & qualitative analysis of drugs using various analytical instruments.

Course Content:

UNIT –I

10 Hours

UV Visible spectroscopy

Electronic transitions, chromophores, auxochromes, spectral shifts, solvent effect on absorption spectra, Beer and Lambert's law, Derivation and deviations.

Instrumentation - Sources of radiation, wavelength selectors, sample cells, detectors-Photo tube, Photomultiplier tube, Photo voltaic cell, Silicon Photodiode.

Applications - Spectrophotometric titrations, Single component and multi component analysis

Fluorimetry

Theory, Concepts of singlet, doublet and triplet electronic states, internal and external conversions, factors affecting fluorescence, quenching, instrumentation and applications

UNIT –II

10 Hours

IR spectroscopy

Introduction, fundamental modes of vibrations in poly atomic molecules, sample handling, factors affecting vibrations

Instrumentation - Sources of radiation, wavelength selectors, detectors - Golay cell, Bolometer, Thermocouple, Thermister, Pyroelectric detector and applications

Flame Photometry-Principle, interferences, instrumentation and applications

Atomic absorption spectroscopy- Principle, interferences, instrumentation and applications

Nepheloturbidometry- Principle, instrumentation and applications

UNIT –III

10 Hours

Introduction to chromatography

Adsorption and partition column chromatography-Methodology, advantages,disadvantages and applications.

Thin layer chromatography- Introduction, Principle, Methodology, Rf values, advantages, disadvantages and applications.

Paper chromatography-Introduction, methodology, development techniques, advantages, disadvantages and applications

Electrophoresis– Introduction, factors affecting electrophoretic mobility, Techniques of paper, gel, capillary electrophoresis, applications

UNIT –IV

08 Hours

Gas chromatography - Introduction, theory, instrumentation, derivatization, temperature programming, advantages, disadvantages and applications

High performance liquid chromatography (HPLC)-Introduction, theory, instrumentation, advantages and applications.

UNIT –V

07 Hours

Ion exchange chromatography- Introduction, classification, ion exchange resins, properties, mechanism of ion exchange process, factors affecting ion exchange, methodology and applications

Gel chromatography- Introduction, theory, instrumentation and applications

Affinity chromatography- Introduction, theory, instrumentation and applications

BP705P. INSTRUMENTAL METHODS OF ANALYSIS (Practical)

4 Hours/Week

- 1 Determination of absorption maxima and effect of solvents on absorption maxima of organic compounds
- 2 Estimation of dextrose by colorimetry
- 3 Estimation of sulfanilamide by colorimetry
- 4 Simultaneous estimation of ibuprofen and paracetamol by UV spectroscopy
- 5 Assay of paracetamol by UV- Spectrophotometry
- 6 Estimation of quinine sulfate by fluorimetry
- 7 Study of quenching of fluorescence
- 8 Determination of sodium by flame photometry
- 9 Determination of potassium by flame photometry
- 10 Determination of chlorides and sulphates by nephelo turbidometry
- 11 Separation of amino acids by paper chromatography
- 12 Separation of sugars by thin layer chromatography
- 13 Separation of plant pigments by column chromatography
- 14 Demonstration experiment on HPLC
- 15 Demonstration experiment on Gas Chromatography

Recommended Books (Latest Editions)

1. Instrumental Methods of Chemical Analysis by B.K Sharma
2. Organic spectroscopy by Y.R Sharma
3. Text book of Pharmaceutical Analysis by Kenneth A. Connors
4. Vogel's Text book of Quantitative Chemical Analysis by A.I. Vogel
5. Practical Pharmaceutical Chemistry by A.H. Beckett and J.B. Stenlake
6. Organic Chemistry by I. L. Finar
7. Organic spectroscopy by William Kemp
8. Quantitative Analysis of Drugs by D. C. Garrett
9. Quantitative Analysis of Drugs in Pharmaceutical Formulations by P. D. Sethi
10. Spectrophotometric identification of Organic Compounds by Silverstein

BP 702 T. INDUSTRIAL PHARMACYII (Theory)

45 Hours

Scope: This course is designed to impart fundamental knowledge on pharmaceutical product development and translation from laboratory to market

Objectives: Upon completion of the course, the student shall be able to:

1. Know the process of pilot plant and scale up of pharmaceutical dosage forms
2. Understand the process of technology transfer from lab scale to commercial batch
3. Know different Laws and Acts that regulate pharmaceutical industry
4. Understand the approval process and regulatory requirements for drug products

Course Content:

UNIT-I

10 Hours

Pilot plant scale up techniques: General considerations - including significance of personnel requirements, space requirements, raw materials, Pilot plant scale up considerations for solids, liquid orals, semi solids and relevant documentation, SUPAC guidelines, Introduction to platform technology

UNIT-II

10 Hours

Technology development and transfer: WHO guidelines for Technology Transfer(TT): Terminology, Technology transfer protocol, Quality risk management, Transfer from R & D to production (Process, packaging and cleaning), Granularity of TT Process (API, excipients, finished products, packaging materials) Documentation, Premises and equipments, qualification and validation, quality control, analytical method transfer, Approved regulatory bodies and agencies, Commercialization - practical aspects and problems (case studies), TT agencies in India - APCTD, NRDC, TIFAC, BCIL, TBSE /SIDBI; TT related documentation - confidentiality agreement, licensing, MoUs, legal issues

UNIT-III

10 Hours

Regulatory affairs: Introduction, Historical overview of Regulatory Affairs, Regulatory authorities, Role of Regulatory affairs department, Responsibility of Regulatory Affairs Professionals

Regulatory requirements for drug approval: Drug Development Teams, Non-Clinical Drug Development, Pharmacology, Drug Metabolism and Toxicology, General considerations of Investigational New Drug (IND) Application, Investigator's Brochure (IB) and New Drug Application (NDA), Clinical research / BE studies, Clinical Research Protocols, Biostatistics in Pharmaceutical Product Development, Data Presentation for FDA Submissions, Management of Clinical Studies.

UNIT-IV

08 Hours

Quality management systems: Quality management & Certifications: Concept of Quality, Total Quality Management, Quality by Design (QbD), Six Sigma concept, Out of Specifications (OOS), Change control, Introduction to ISO 9000 series of quality systems standards, ISO 14000, NABL, GLP

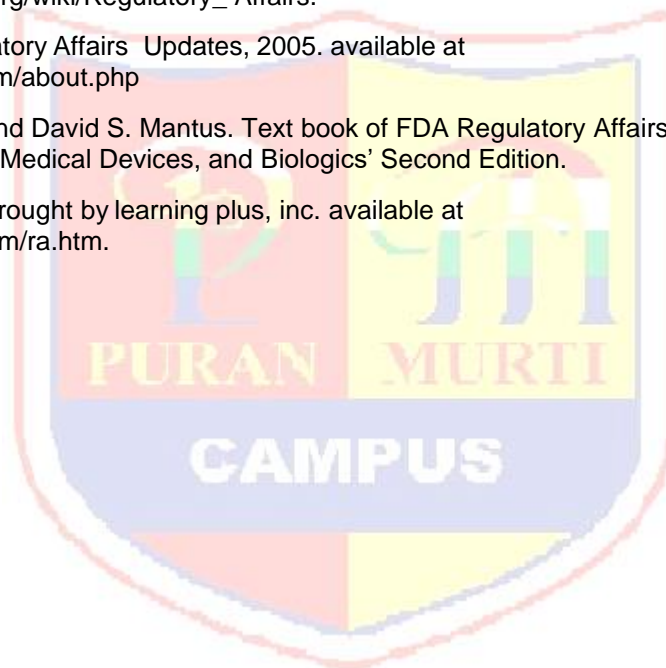
UNIT-V

07 Hours

Indian Regulatory Requirements: Central Drug Standard Control Organization (CDSCO) and State Licensing Authority: Organization, Responsibilities, Certificate of Pharmaceutical Product (COPP), Regulatory requirements and approval procedures for New Drugs.

Recommended Books: (Latest Editions)

1. Regulatory Affairs from Wikipedia, the free encyclopedia modified on 7th April available at http://en.wikipedia.org/wiki/Regulatory_Affairs.
2. International Regulatory Affairs Updates, 2005. available at <http://www.iraup.com/about.php>
3. Douglas J Pisano and David S. Mantus. Text book of FDA Regulatory Affairs A Guide for Prescription Drugs, Medical Devices, and Biologics' Second Edition.
4. Regulatory Affairs brought by learning plus, inc. available at <http://www.cgmp.com/ra.htm>.



BP 703 T. PHARMACY PRACTICE (Theory)**45 Hours**

Scope: In the changing scenario of pharmacy practice in India, for successful practice of Hospital Pharmacy, the students are required to learn various skills like drug distribution, drug information, and therapeutic drug monitoring for improved patient care. In community pharmacy, students will be learning various skills such as dispensing of drugs, responding to minor ailments by providing suitable safe medication, patient counselling for improved patient care in the community set up.

Objectives: Upon completion of the course, the student shall be able to

1. know various drug distribution methods in a hospital
2. appreciate the pharmacy stores management and inventory control
3. monitor drug therapy of patient through medication chart review and clinical review
4. obtain medication history interview and counsel the patients
5. identify drug related problems
6. detect and assess adverse drug reactions
7. interpret selected laboratory results (as monitoring parameters in therapeutics) of specific disease states
8. know pharmaceutical care services
9. do patient counseling in community pharmacy;
10. appreciate the concept of Rational drug therapy.

Unit I:**10 Hours****a) Hospital and its organization**

Definition, Classification of hospital- Primary, Secondary and Tertiary hospitals, Classification based on clinical and non- clinical basis, Organization Structure of a Hospital, and Medical staffs involved in the hospital and their functions.

b) Hospital pharmacy and its organization

Definition, functions of hospital pharmacy, Organization structure, Location, Layout and staff requirements, and Responsibilities and functions of hospital pharmacists.

c) Adverse drug reaction

Classifications - Excessive pharmacological effects, secondary pharmacological effects, idiosyncrasy, allergic drug reactions, genetically determined toxicity, toxicity following sudden withdrawal of drugs, Drug interaction- beneficial interactions, adverse interactions, and pharmacokinetic drug interactions, Methods for detecting drug interactions, spontaneous case reports and record linkage studies, and Adverse drug reaction reporting and management.

d) Community Pharmacy

Organization and structure of retail and wholesale drug store, types and design, Legal requirements for establishment and maintenance of a drug store, Dispensing of proprietary products, maintenance of records of retail and wholesale drug store.

Unit II:

10 Hours

a) Drug distribution system in a hospital

Dispensing of drugs to inpatients, types of drug distribution systems, charging policy and labelling, Dispensing of drugs to ambulatory patients, and Dispensing of controlled drugs.

b) Hospital formulary

Definition, contents of hospital formulary, Differentiation of hospital formulary and Drug list, preparation and revision, and addition and deletion of drug from hospital formulary.

c) Therapeutic drug monitoring

Need for Therapeutic Drug Monitoring, Factors to be considered during the Therapeutic Drug Monitoring, and Indian scenario for Therapeutic Drug Monitoring.

d) Medication adherence

Causes of medication non-adherence, pharmacist role in the medication adherence, and monitoring of patient medication adherence.

e) Patient medication history interview

Need for the patient medication history interview, medication interview forms.

f) Community pharmacy management

Financial, materials, staff, and infrastructure requirements.

Unit III:

10 Hours

a) Pharmacy and therapeutic committee

Organization, functions, Policies of the pharmacy and therapeutic committee in including drugs into formulary, inpatient and outpatient prescription, automatic stoporder, and emergency drug list preparation.

b) Drug information services

Drug and Poison information centre, Sources of drug information, Computerised services, and storage and retrieval of information.

c) Patient counseling

Definition of patient counseling; steps involved in patient counseling, and Special cases that require the pharmacist

d) Education and training program in the hospital

Role of pharmacist in the education and training program, Internal and external training program, Services to the nursing homes/clinics, Code of ethics for community pharmacy, and Role of pharmacist in the interdepartmental communication and community health education.

e) Prescribed medication order and communication skills

Prescribed medication order- interpretation and legal requirements, and Communication skills- communication with prescribers and patients.

Unit IV

8 Hours

a) Budget

Preparation and implementation
Budget preparation and implementation

b) Clinical Pharmacy

Introduction to Clinical Pharmacy, Concept of clinical pharmacy, functions and responsibilities of clinical pharmacist, Drug therapy monitoring - medication chart review, clinical review, pharmacist intervention, Ward round participation, Medication history and Pharmaceutical care. Dosing pattern and drug therapy based on Pharmacokinetic & disease pattern.

2. Over the counter (OTC) sales

Introduction and sale of over the counter, and rational use of common over the counter medications.

Unit V

7 Hours

a) Drug store management and inventory control

Organisation of drug store, types of materials stocked and storage conditions, Purchase and inventory control: principles, purchase procedure, purchase order, procurement and stocking, Economic order quantity, Reorder quantity level, and Methods used for the analysis of the drug expenditure

b) Investigational use of drugs

Description, principles involved, classification, control, identification, role of hospital pharmacist, advisory committee.

c) Interpretation of Clinical Laboratory Tests

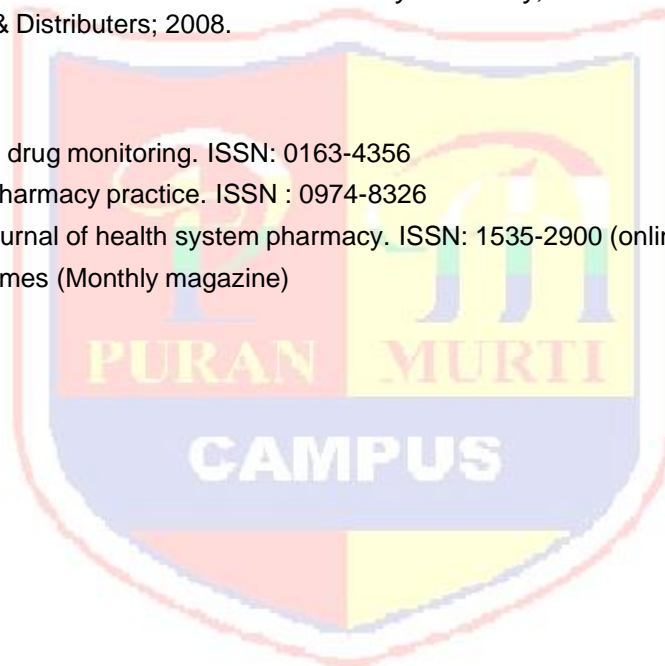
Blood chemistry, hematology, and urinalysis

Recommended Books (Latest Edition):

1. Merchant S.H. and Dr. J.S.Quadry. *A textbook of hospital pharmacy*, 4th ed. Ahmadabad: B.S. Shah Prakakshan; 2001.
2. Parthasarathi G, Karin Nyfort-Hansen, Milap C Nahata. *A textbook of Clinical Pharmacy Practice- essential concepts and skills*, 1st ed. Chennai: Orient Longman Private Limited; 2004.
3. William E. Hassan. *Hospital pharmacy*, 5th ed. Philadelphia: Lea & Febiger; 1986.
4. Tipnis Bajaj. *Hospital Pharmacy*, 1st ed. Maharashtra: Career Publications; 2008.
5. Scott LT. *Basic skills in interpreting laboratory data*, 4th ed. American Society of Health System Pharmacists Inc; 2009.
6. Parmar N.S. *Health Education and Community Pharmacy*, 18th ed. India: CBS Publishers & Distributers; 2008.

Journals:

1. Therapeutic drug monitoring. ISSN: 0163-4356
2. Journal of pharmacy practice. ISSN : 0974-8326
3. American journal of health system pharmacy. ISSN: 1535-2900 (online)
4. Pharmacy times (Monthly magazine)



BP 704T: NOVEL DRUG DELIVERY SYSTEMS (Theory)

45 Hours

Scope: This subject is designed to impart basic knowledge on the area of novel drug delivery systems.

Objectives: Upon completion of the course student shall be able

1. To understand various approaches for development of novel drug delivery systems.
2. To understand the criteria for selection of drugs and polymers for the development of Novel drug delivery systems, their formulation and evaluation

Course content:

Unit-I

10 Hours

Controlled drug delivery systems: Introduction, terminology/definitions and rationale, advantages, disadvantages, selection of drug candidates. Approaches to design controlled release formulations based on diffusion, dissolution and ion exchange principles. Physicochemical and biological properties of drugs relevant to controlled release formulations

Polymers: Introduction, classification, properties, advantages and application of polymers in formulation of controlled release drug delivery systems.

Unit-II

10 Hours

Microencapsulation: Definition, advantages and disadvantages, microspheres /microcapsules, microparticles, methods of microencapsulation, applications

Mucosal Drug Delivery system: Introduction, Principles of bioadhesion / mucoadhesion, concepts, advantages and disadvantages, transmucosal permeability and formulation considerations of buccal delivery systems

Implantable Drug Delivery Systems: Introduction, advantages and disadvantages, concept of implants and osmotic pump

Unit-III

10 Hours

Transdermal Drug Delivery Systems: Introduction, Permeation through skin, factors affecting permeation, permeation enhancers, basic components of TDDS, formulation approaches

Gastroretentive drug delivery systems: Introduction, advantages, disadvantages, approaches for GRDDS – Floating, high density systems, inflatable and gastroadhesive systems and their applications

Nasopulmonary drug delivery system: Introduction to Nasal and Pulmonary routes of drug delivery, Formulation of Inhalers (dry powder and metered dose), nasal sprays, nebulizers

Unit-IV

08 Hours

Targeted drug Delivery: Concepts and approaches advantages and disadvantages, introduction to liposomes, niosomes, nanoparticles, monoclonal antibodies and their applications

Unit-V

07 Hours

Ocular Drug Delivery Systems: Introduction, intra ocular barriers and methods to overcome – Preliminary study, ocular formulations and ocuserts

Intrauterine Drug Delivery Systems: Introduction, advantages and disadvantages, development of intra uterine devices (IUDs) and applications

Recommended Books: (Latest Editions)

1. Y W. Chien, Novel Drug Delivery Systems, 2nd edition, revised and expanded, Marcel Dekker, Inc., New York, 1992.
 2. Robinson, J. R., Lee V. H. L, Controlled Drug Delivery Systems, Marcel Dekker, Inc., New York, 1992.
 3. Encyclopedia of Controlled Delivery. Edith Mathiowitz, Published by Wiley Interscience Publication, John Wiley and Sons, Inc, New York. Chichester/Weinheim
 4. N.K. Jain, Controlled and Novel Drug Delivery, CBS Publishers & Distributors, New Delhi, First edition 1997 (reprint in 2001).
 5. S.P. Vyas and R.K. Khar, Controlled Drug Delivery -concepts and advances, Vallabh Prakashan, New Delhi, First edition 2002.
- Journals
1. Indian Journal of Pharmaceutical Sciences (IPA)
 2. Indian Drugs (IDMA)
 3. Journal of Controlled Release (Elsevier Sciences)
 4. Drug Development and Industrial Pharmacy (Marcel & Decker)
 5. International Journal of Pharmaceutics (Elsevier Sciences)